

Revised Details of SS Items

Pre-Bid meeting dated 17.06.16 to 18.06.2016

Tender Reference No: NPI-120310-EQP-S1-TD-24 Rev.00

Schedule No : 3

Schedule No – 3		
SI No	Item	Qty
1	SS Tables (Item name changed as SS Office table)	70
2	SS Wash sinks and tubs :	
	SS Wash sinks	14
	SS Wash tubs	20
	Wash tub with table	6
	SS Wash sink with Table	5
3	SS Pallets	63
4	SS 3 Bucket Trolley	31
5	SS surgical Bins with perforations*	0
6	SS Stools (Revolving or Height adjustable)	277
7	SS Carrier Boxes	19

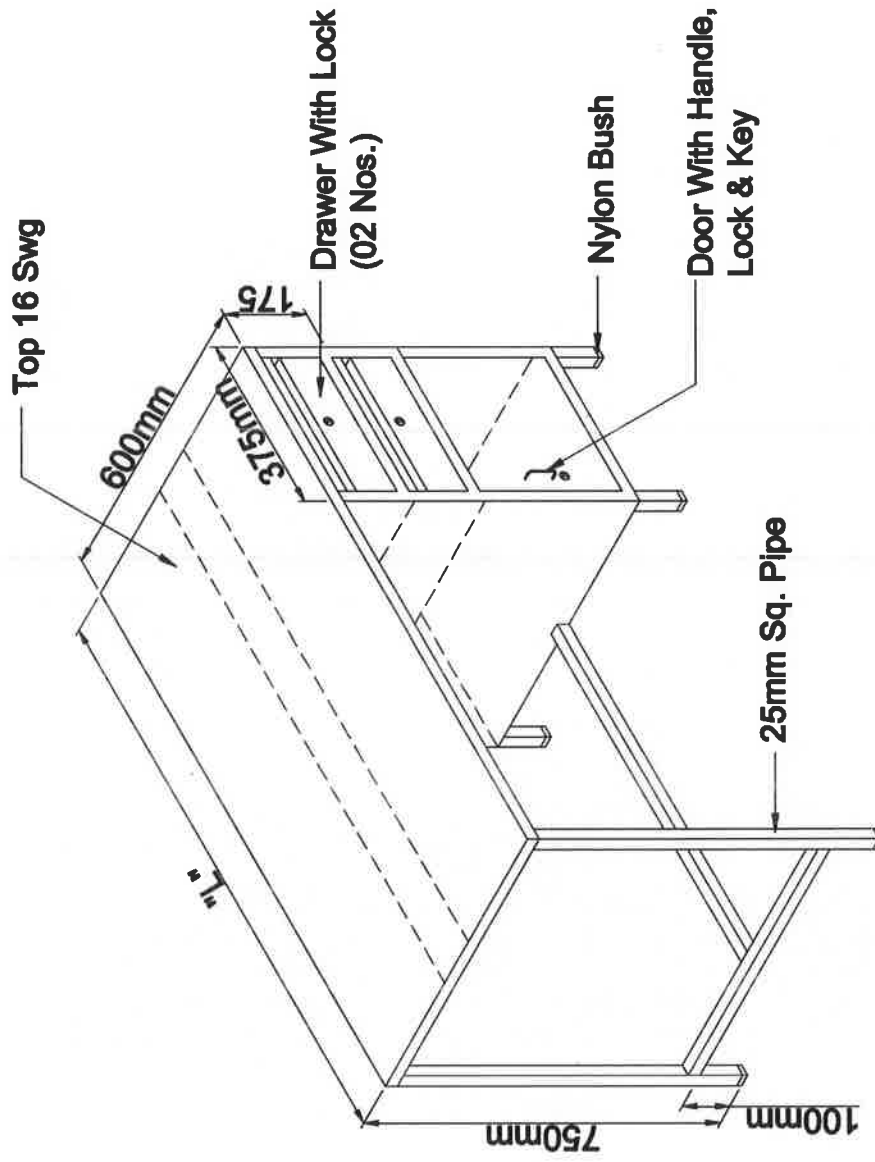
*Included in schedule 1 sl no 5 & 6 as surgical bins

1 SS Tables Item name changed as The SS Office table :

- SS Office tables shall be used in clean room office areas
- One side of the office provision shall be given with two drawers and one cabinet.
- Two drawers and cabinet shall be provided with Godrej 6 lever lock and key.
- MOC of the work table should be SS 304, Finish 240 Grit
- Rectangle pipe shall be considered for foot rest in the table.
- 'C' Type support to the legs provided for sturdiness with a minimum four number of stiffener at top and bottom.
- Up to the length of the 1500 mm 4 legs shall be considered and more than 1500 mm length table 6 legs shall be considered.
- Vendor to consider proper support and stiffeners.
- Top sheet of the table shall be of 16 Gauge thickness and remaining shall be 18 Gauge thickness sheet.
- 25 mm square pipe with 18 gauge thickness shall be consider for the fabrication.
- For the legs Non- shedding Nylon bushes shall be considered.
- Dimension of the SS Office table shall be of 1200 (L) X 600 (W) X 750 (Height).
- Dimension as per the BOQ

Box

SS Office Tables with drawers				
Block	Item	Dimension	No's	Total
BVF Block	SS Office Table	1200 X 600 X 750 (LXWXH)	4	45
QC Block	SS Office Table		4	
Rabies Block	SS Office Table		6	
SP Block	SS Office Table		10	
VVF Block	SS Office Table		12	
Animal House Block	SS Office Table		4	
WH	SS Office Table		5	
MBB Block (Hib Vaccine)	SS Office Table	1200 X 750 X 750 (LXWXH)	4	5
QC Block	SS Office Table		1	
BVF Block	SS Office Table	1500 X 750 X 750 (LXWXH)	2	2
Central Change Room and Laundry Block	SS Office Table	1500 X 750 X 750 (LXWXH)	2	10
MBB Block (Hepatitis B Vaccine)	SS Office Table		8	
Animal House Block	SS Office Table	1500 X 750 X 750 (LXWXH)	8	8
Total SS Office Tables				70



Item : SS Office Table
M.O.C. : SS 304 Qlty* 16/18 Swg
Finish : Matt Finish

Drg. No. 50

2	SS Wash sinks and tubs : Item name modified as SS Wash sinks, SS Wash tubs ,Wash tub with table and SS Wash sink with Table
SS Wash Sinks	
<ul style="list-style-type: none"> • SS Wash sinks shall be standalone type. • MOC of the wash sinks shall be SS 304, Finish : 240 Grit • 25mm square pipe with 18 Gauge thickness shall be used for the fabrication • Remaining SS sheet shall be of 16 Gauge thickness. • Support to the legs provided for sturdiness with a minimum 4 number of stiffener at top and bottom. • SS Sheet with stiffener to be provided at 3 sides of the Wash sink at the height of 150 mm to avoid water spillage on the floor. • 40 mm dia drain nozzle with drain pipe to the drain level shall be provided. • For the legs Non- shedding Nylon bushes shall be considered at the bottom. • Total SS Wash sink size shall be 450 (L) X 450 (W) X 850 (H) Sink size shall be :350 X 350 X 200 (LXWXD) 	
SS Wash Tubs :	
<ul style="list-style-type: none"> • SS Wash Tubs shall be standalone type and shall be used in Clean rooms. • MOC of the wash sinks shall be SS 304, Finish : 240 Grit • 40 mm square pipe with 16 Gauge thickness shall be used for the fabrication • Remaining SS sheet shall be of 16 Gauge thickness. • Support to the legs provided for sturdiness with a minimum 4 number of stiffener at top and bottom. • 40 mm dia drain nozzle shall be connected to the pipe with Ball valve and handle shall be provided. • Ball valve with handle shall be of SS 304 and handle shall be (Open / Close) to fill and drain the water. • For the legs Non- shedding Nylon bushes shall be considered at the bottom. • Inter connecting pipe for the drain nozzle to the Drain level shall be in Vendor scope. • Depth of the tub shall be 600 and 400 mm • Dimension for the SS Wash tubs shall be as per the BOQ. 	

SS Wash Tub with Table :

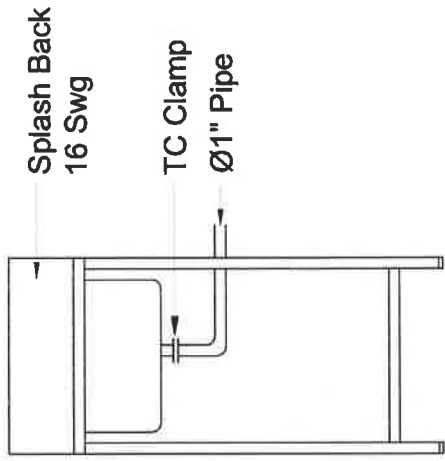
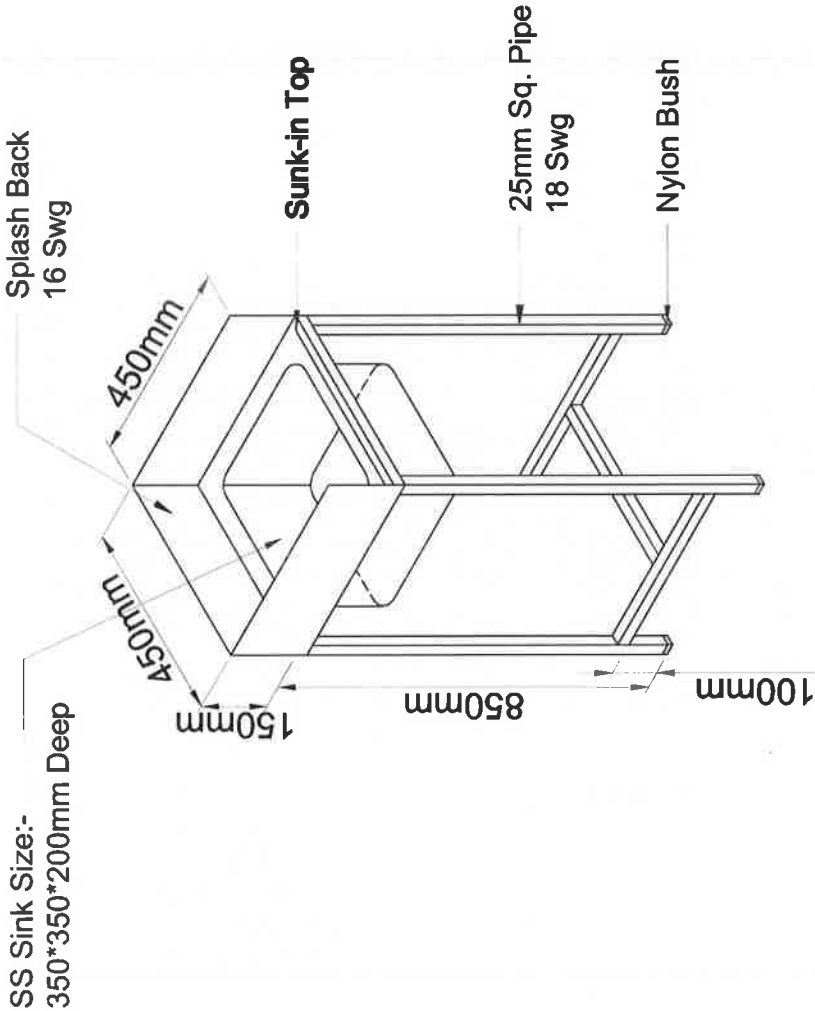
- SS Wash Tub with table shall be used in Clean rooms.
- MOC of the wash sinks shall be SS 304, Finish : 240 Grit
- Right side of the table shall be with Tub and remaining left side space shall be used as table.
- 40 mm square pipe with 16 Gauge thickness shall be used for the fabrication
- Remaining SS sheet shall be of 16 Gauge thickness.
- Support to the legs provided for sturdiness with a minimum 4 number of stiffener at top and bottom.
- 40 mm dia drain nozzle shall be connected to the pipe with Ball valve and handle shall be provided.
- Ball valve with handle shall be of SS 304 and handle shall be (Open / Close) to fill or drain the water.
- For the legs Non- shedding Nylon bushes shall be considered at the bottom.
- Inter connecting pipe for the drain nozzle to the Drain level shall be in Vendor scope.
- SS Sheet with stiffener to be provided at 3 sides of the table at the height of 150 mm to avoid water spillage on the floor.
- Tub size shall be 600 X 600 X 600 (LXWXD)
- Dimension of the SS Wash tub with shall be 1250 (L) X 750 (W) X 900 (H)

SS Wash Sink with Table :

- SS Wash Sink with table shall be used in Clean rooms.
- MOC of the wash sinks shall be SS 304, Finish : 240 Grit
- Right side of the table shall be with Table and left side of the table space Sink shall be placed.
- 25mm square pipe with 18 Gauge thickness shall be used for the fabrication
- Remaining SS sheet shall be of 16 Gauge thickness.
- Support to the legs provided for sturdiness with a minimum 4 number of stiffener at top and bottom.
- 40 mm dia drain nozzle shall be connected to the drain with SS pipe.
- For the legs Non- shedding Nylon bushes shall be considered at the bottom.
- Inter connecting pipe for the drain nozzle to the Drain level shall be in Vendor scope.
- SS Sheet with stiffener to be provided at 3 sides of the table at the height of 150 mm to avoid water spillage on the floor.
- Depth of the Sink shall be 350 mm X (L) 350 (W) X 200 mm (Depth)
- Dimension of the SS Wash sink with table shall be as per BOQ.

BOA

SS Wash sinks					
Block	Item	Total Dimension	No's	Total	Remarks
Animal House Block	SS wash Sink	450 X 450 X 850 (LXWXH)	12	14	Sink size : 350 X 350 X 200 (LXWXD)
QC Block	SS Wash Sink		1		
Rabies Block	SS wash Sink		1		
Total SS Wash Sinks				14	



Side View

Item : SS Wash Sink
M.O.C. : SS 304 Qlty* 16/18 Swg
Finish : Matt Finish

Drg. No. 51

B02

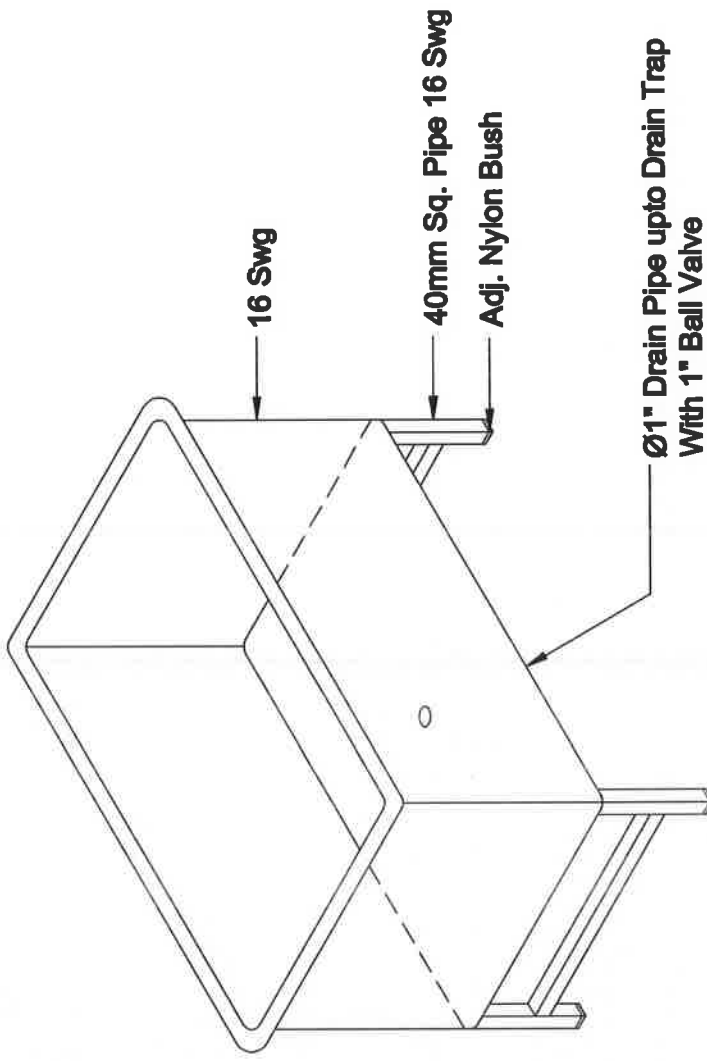
SS Wash Tub					
Block	Item	Total Dimension	No's	Total	Remarks
BVF Block	SS Wash Tub	1250 X 750 X 900 (LXWXH) 600 Tub Depth	1	10	Tub size : 1200 X 650 X 600 (LXWXD)
WH	SS Wash Tub		1		
BCG Block	SS Wash Tub		2		
QC Block	SS Wash Tub		3		
SP Block	SS Wash Tub		1		
	SS Wash Tub		1		
MBB (Hep B)	(Room No. B1G026)		1		
MBB (HiB)	SS Wash Tub (Room No. B1G125)	800 X 750 X 900 (LXWXH) 600 Tub Depth	3	10	Tub size : 700 X 650 X 600 (LXWXD)
QC Block	SS Wash Tub		2		
Rabies Block	SS Wash Tub		5		
VVF Block	SS Wash Tub				
Total Wash Tubs				20	

1250*750*900mmht.

Sink Size : 1200*650*600mmht.

800*750*900mmht.

Sink Size : 700*650*600mmht.

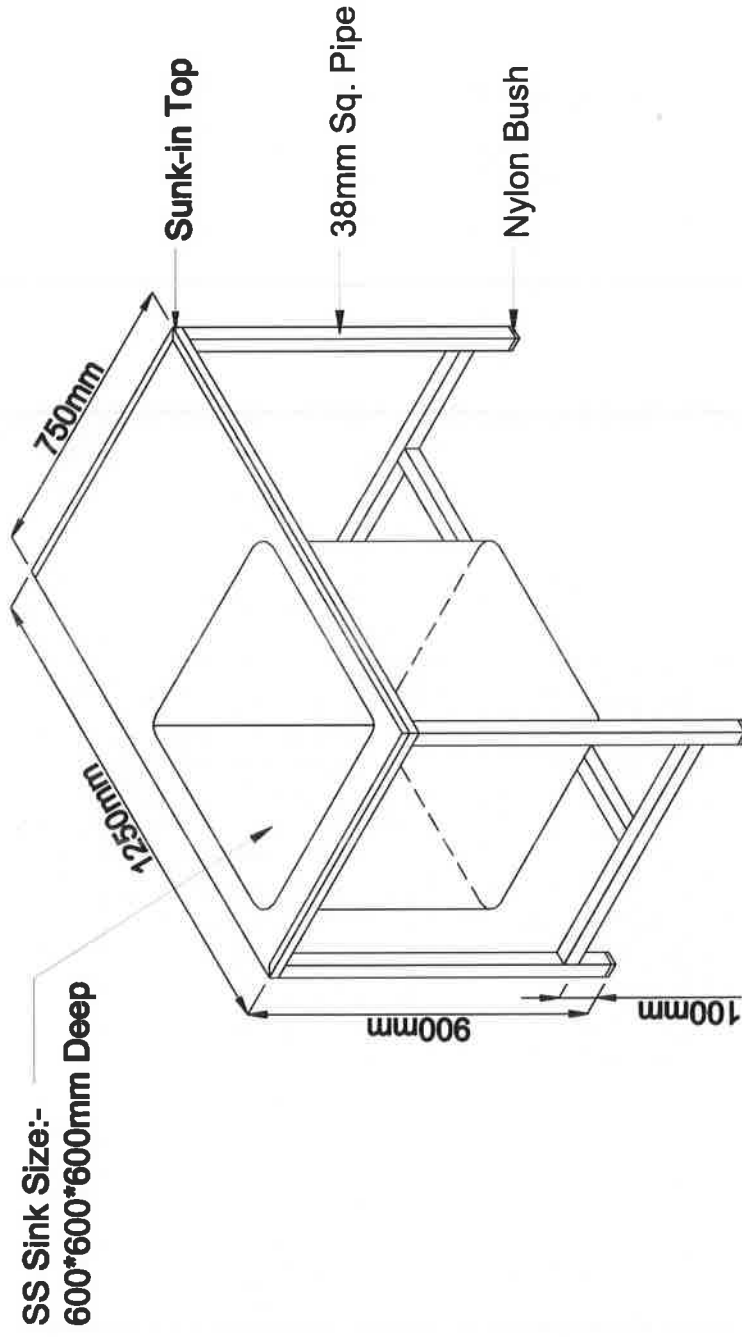


Item : SS Wash Tub
M.O.C. : SS 304 Qlty* 16 Swg
Finish : Matt Finish

Drg. No. 52

BOQ

SS Wash Tub with Table					
Block	Item	Total Dimension	No's	Total	Remarks
Animal House Block	SS Wash Tub with table	1250 X 750 X 900 (LXWXH) 600 Sink Depth	2	6	Tub size : 600 X 600 X 600 (LXWXD)
BVF Block	SS Wash tub with Table		2		
VVF Block	SS Wash tub with table		1		
MBB Block (Hib Vaccine)	SS Wash Tub with Table		1		
Total wash tub with table				6	

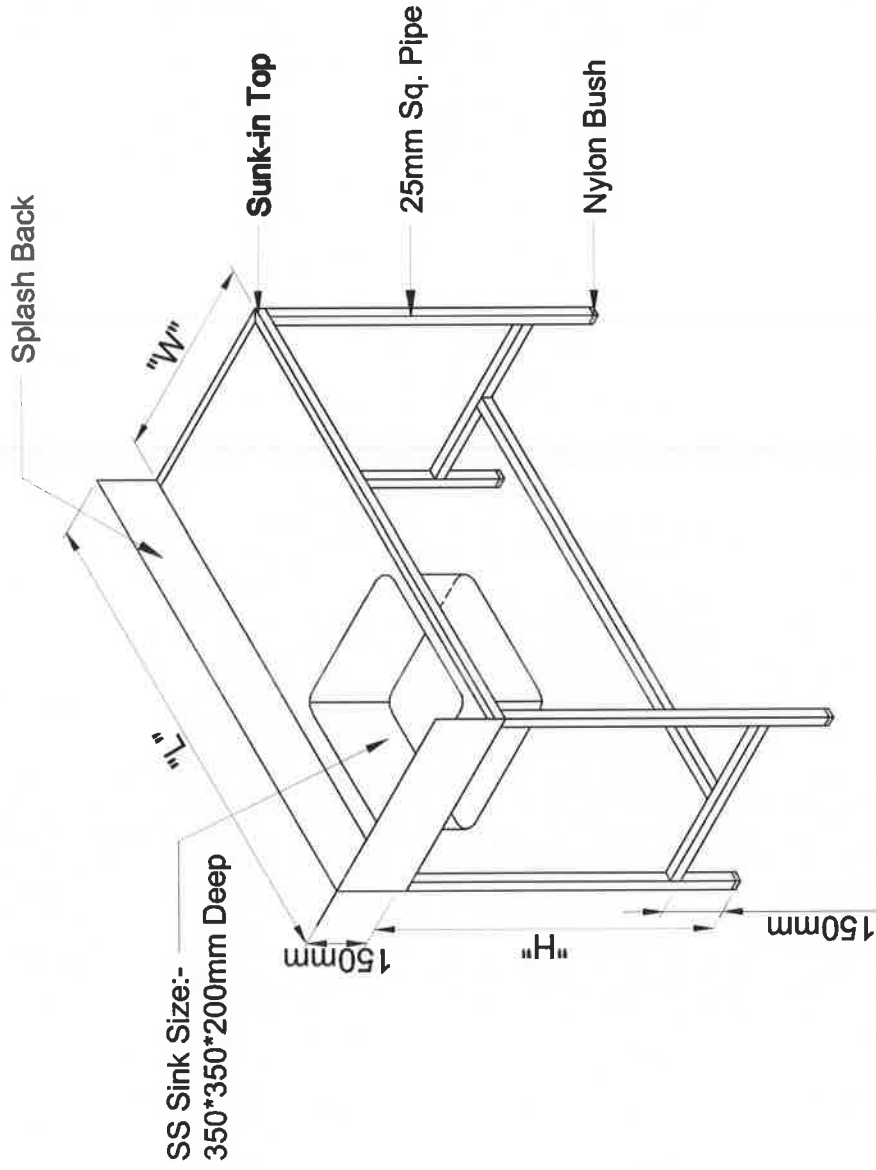


Item : SS Sink Table
M.O.C. : SS 304 Qty.* 16 Swg
Finish : Matt Finish

Drg. No. 54

BOB

SS Work table with sink					
Block	Item	Total Dimension	No's	Total	Remarks
BCG Block	SS work table with sink (sink size:450x450mm)	1250x750x900 (LxWxH) Sink size 350 X350 X 200 depth	1	5	Sink size : 350 X 350 X 200 (LXWXXD)
BCG Block	SS work table with sink (sink size: 450x450mm)		1		
BCG Block	SS work table with sink (sink size: 750x750mm)		2		
MBB Block (Hepatitis B Vaccine)	SS work table with sink (sink size: 750x750mm)		1		
Total wash sink with Table				5	



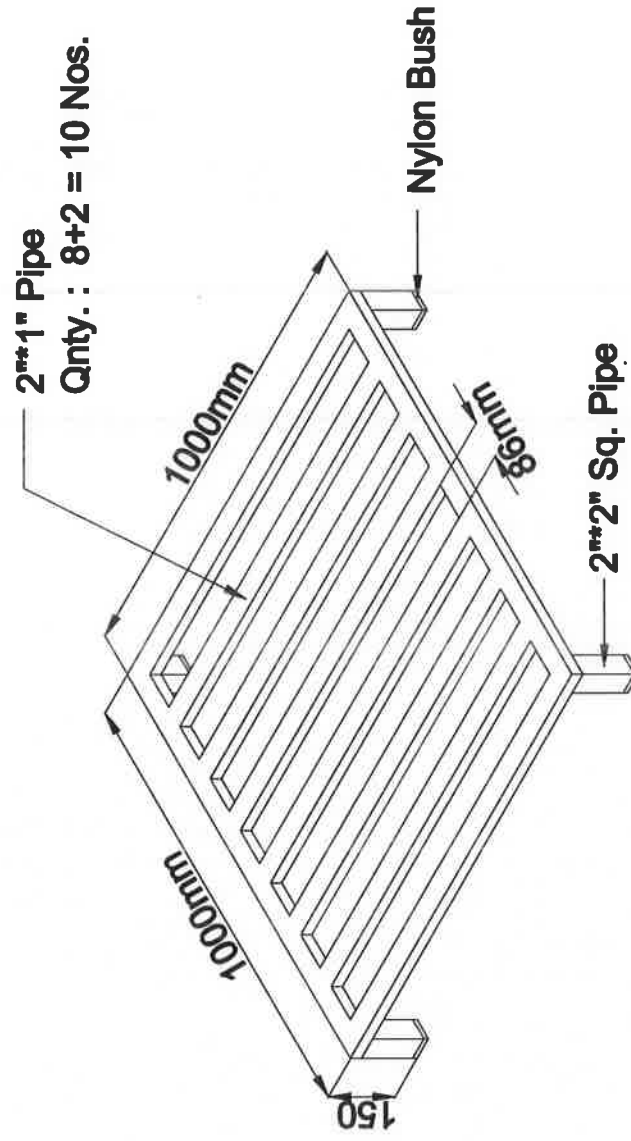
Item : SS Work Table With Sink
M.O.C. : SS 304 Qlty* 16 Swg
Finish : Matt Finish

Drg. No. 55

3	SS Pallets :
	<ul style="list-style-type: none"> • SS Pallets shall be of SS 304, Finish : 240 Grit • Rectangular pipe shall be used for fabrication. • 2 Inch X 1 Inch rectangular pipe (10 nos) shall be used all over the Pallets and in between the rectangular pipes 86 mm space shall be considered. • 2 Inch X 2 Inch Square pipe with 18 Gauge thickness shall be used for legs. Total leg height shall be 150 mm. • For the legs Non- shedding Nylon bushes shall be considered at the bottom. • Stiffeners shall be considered for strengthening. • Dimension of the Pallets shall be 1000 mm (Length) X 1000 mm X 150 mm (Height)

Box

SS Pallets				
Block	Item	Dimension	No's	Total
BCG Block	SS Pallet	1000 X 1000 X 150 (LXWXH)	7	63
MBB Block (Hepatitis B Vaccine)	SS Pallet		1	
MBB Block (Hib Vaccine)	SS Pallet		15	
Rabies Block	SS Pallet		5	
VVF Block	SS Pallet		21	
VVF Block	SS Pallet		10	
WH	SS Pallet		4	
Total SS Pallets				



Item : SS Pallet
M.O.C. : SS 304 Qty.* 18 Swg
Finish : Matt Finish

Drg. No. 53

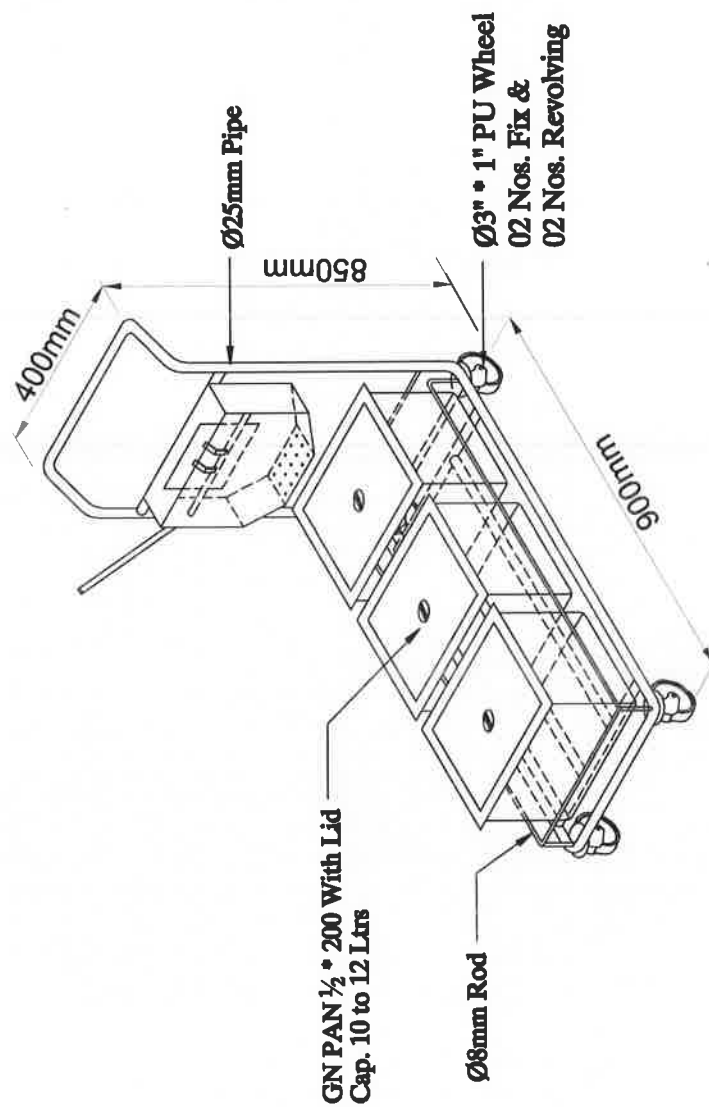
4 SS 3 Bucket Trolley :

SS 3 Bucket trolley shall be used in clean rooms for moping the areas with disinfectant.

- SS 3 Bucket trolley shall be of SS 304 , Finish 240 Grit
- SS 3 bucket trolley shall be autoclavable.
- Capacity of 3 buckets shall be 10 to 12 Ltrs .
- Wringer and cart shall be fixed below the handle.
- Buckets, wringer and cart shall be SS 304 Electro polished stainless steel. Buckets shall be deep drawn and seamless.
- A lip around the top edge of the buckets allows for easy lifting.
- Buckets shall be graduated for measurement.
- Buckets shall be with Lid to avoid spillage while moving the trolley.
- Buckets and sheet of the trolley shall be 18 Gauge thickness.
- All the sides of the trolley guard shall be provided so that buckets will be not move from the trolley.
- Dimension of the SS 3 Bucket trolley should be 900 mm (L) X 400 (W) X 850 mm (Height of the handle).
- 25 mm dia pipe shall be considered for fabrication.
- SS Platform with heavy duty PU wheels of size 3 Inch (Dia) X 1 Inch (Width) should be considered.
- 2 wheels shall be of fixed type and 2 wheels shall be of revolving type.

Box

SS Items - SS 3 Bucket trolley for Cleaning				
Block	Item	Dimension	No's	Total
Rabies Block	SS 3 Bucket trolley for cleaning	900 X 400 X 850 mm (LXWXH)	3	31
VVF Block (Rab + measles)			6	
MBB (Hib)			3	
MBB (Hep B)			4	
BVF			2	
Ware House			2	
Central Change room			2	
Quality control			4	
BCG			5	
Total SS 3 Bucket trolley for cleaning			31	



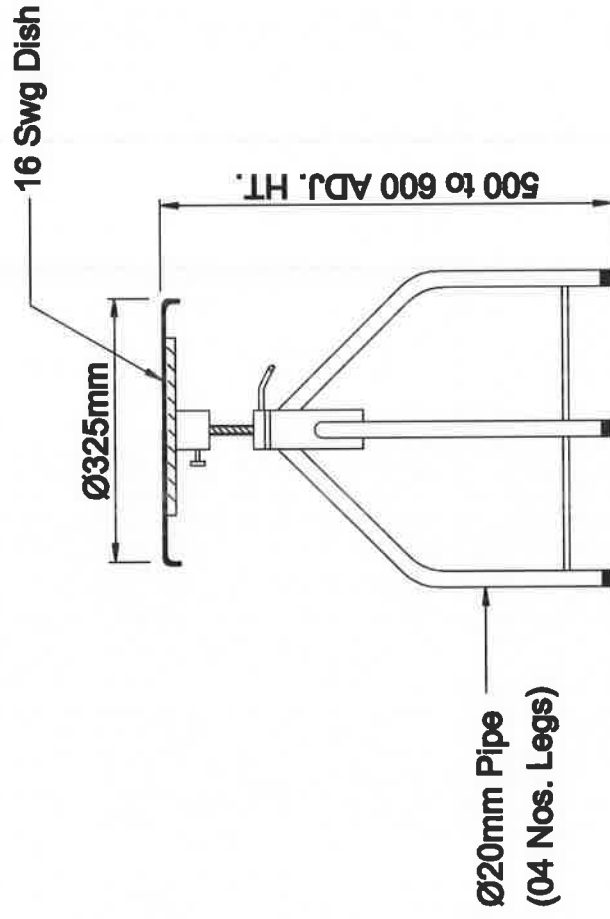
Item : SS Mopping Trolley
M.O.C. : SS 304 Qlty.* 18/19 Swg
Finish : Matt Finish

Drğ. No. 57

5	SS Stools (Revolving or Height adjustable) :
<ul style="list-style-type: none">• SS Stool MOC shall be 304, Finish : 240 Grit• 20 mm Dia pipe with 16 Gauge thickness shall be used for 4 Legs.• Screw with handle shall be provided for height adjusting purpose.• Height adjustable rod shall be of SS 304 solid rod with 20 mm Dia• Dia of the seat base (Dish) shall be 325 with 16 Gauge thickness sheet.• Top base shall be of matt finish and remaining shall be mirror finish.• Non- shedding nylon bushes shall be considered at the bottom legs.• Stiffeners shall be considered for strengthening.• Total height of the SS Stool shall be 500 mm to 600 mm with adjustable height.	

Box

SS Stools				
Block	Item	Dimension	No's	Total
Animal House Block	SS Stool	325 X 500 - 600 (Dia x H)	15	277
	BVF Block		18	
	BCG Block		28	
Central Change Room and Laundry Block	SS Stool		13	
	SS Stool		18	
	SS Stool		15	
MBB Block (Hib Vaccine)	SS Stool		35	
	QC Block		10	
	Rabies Block		90	
VVF Block	SS Stool		30	
	WH		5	
	Total Stools			



Item : SS Revolving Stool
Without Backrest
M.O.C. : SS 304 Qlty.* 16/18 Swg
Finish : Matt Finish

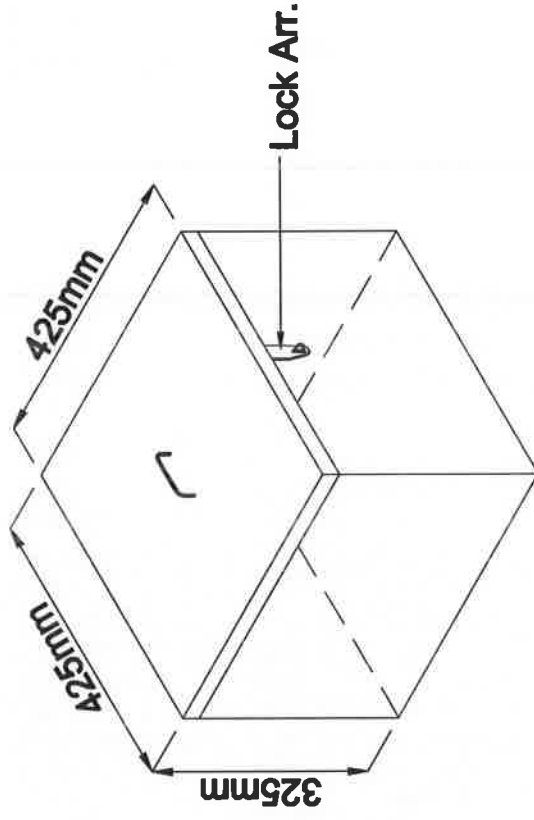
Drg. No. 59

6	SS Carrier Boxes :
---	---------------------------

- MOC of SS Carrier boxes shall be SS 304 ,Finish : 240 Grit
- Collapsible handle shall be considered on top of the Carrier box.
- Top door shall be openable and Hinge type with staple lock provision.
- Total SS Sheet thickness shall be 18 Gauge.
- Dimension of the SS Carrier boxes shall be 425 mm (L) X 425 mm (W) X 325 mm (Height)
- Matt finish.

BoA

SS Items - SS Carrier Boxes				
Block	Item	Dimension	No's	Total
BCG	SS Carrier boxes	425 X 425 X 325 (LXWXH)	2	19
VVF	SS Carrier boxes	425 X 425 X 325 (LXWXH)	1	
Quality control	SS Carrier boxes	425 X 425 X 325 (LXWXH)	6	
Quality control	SS Carrier boxes	325 x 325 x 300 (LXWXH)	10	
Total SS Carrier Boxes			19	



Item : SS Carrier Box
M.O.C.: SS 304 Qlty.* 18 Swg
Finish : Matt Finish

Drg. No. 60